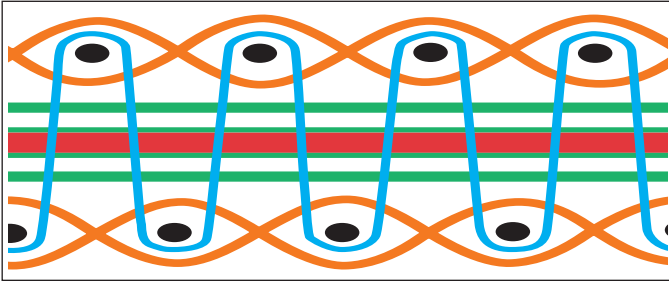


WHY LIFT-ALL WEB SLINGS?

Lift-All web slings meet or exceed OSHA, ASME B30.9 and WSTDA standards and regulations

All sling webbing contained in this catalog is recommended for general purpose lifting. Sling webbing has surface yarns connected from side to side, which not only protect the core yarns, but position surface and tensile yarns to work together to support the load. Wear or damage to sling webbing face yarns cause an immediate strength loss. Sling webbing has red core yarns to visually reveal damage which is one indicator for sling rejection. Please read warning sheet provided with each sling for additional details.

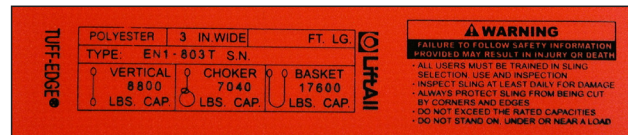
Sling Webbing



- Transverse pick yarns inter-relate with binder/surface yarns.
- Woven surface yarns cover each side and carry a portion of the load.
- Strip of longitudinal core yarns bears majority of load.
- Binder yarns secure the surface yarns to web core yarns.
- Red core warning yarns.

TUFF-TAG™

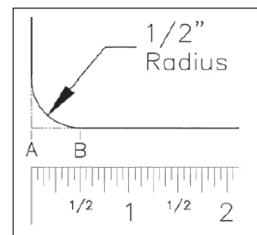
OSHA requires all web slings to show rated capacities and type of material. The *Lift-All Tuff-Tag* is made from an abrasion resistant polymer that will remain legible far longer than any leather or vinyl tag. In fact, *Tuff-Tags* will consistently outlast the useful life of slings.




SAFETY BULLETIN

A safety bulletin is packaged with every web sling from *Lift-All*. The bulletin includes:

- Inspection and removal from service criteria.
- Environmental considerations.
- Inspection frequency.
- Effect of angles.
- Rigging configuration.
- Sling protection.
- Exposure of slings to edges.



Measure the edge radius. The radius is equal to the distance between points A and B.



WARNING

Exposure of web slings to edges with a radius that is too small can cause sling failure and loss of load

Edges do not need to be sharp to cause failure of the sling. The table shows the minimum allowable edge radii suitable for contact with unprotected webbing slings. Chamfering or cutting off edges is not an acceptable substitute for fully rounding the edges to the minimum radius. Slings can also be damaged from contact with the edges or burrs at the sling connections.






Minimum edge radii suitable for contact with unprotected web slings.

Number of Sling Web Plies	Minimum Edge Radii (in.)	
1 Ply	.18	3/16
2 Plies	.50	1/2
3 Plies	.75	3/4
4 Plies	1.00	1

For further information on minimum edge radii, contact *Lift-All*.

LIFT-ALL WEB SELECTOR

- General Information
- Web Slings
- Round Slings
- Sling Protection
- Wire Rope
- Chain Slings
- Rigging Hardware
- Mesh Slings
- Load Huggers
- Tow Products
- Lift-All Hoists
- Hoist Rings
- Plate Clamps
- Lifting Devices



Approx. Thickness	Single-Ply Capacity Per Inch of Width	Material	Identifier	Applications*
0.156"	1600-lbs.	Polyester	Blue Edge Damage Limit (EDL) Blue center stripe Silver surface	Daily use under good to rugged lifting conditions. 30% more resistant to edge damage than our Tuff-Edge II webbing.
0.156"	1600-lbs.	Polyester	Blue center stripe	Daily use under good to moderate lifting conditions. Polyester stretches less for better load control, reduced abrasion.
0.156"	1600-lbs.	Nylon	No center stripe	Daily use under good to moderate lifting conditions. Nylon stretches more to help avoid shock loading.
0.125"	1200-lbs.	Polyester	Blue center stripe Black yarn one edge	Light use under good lifting conditions. Polyester stretches less for better load control, reduced abrasion.
0.125"	1200-lbs.	Nylon	No center stripe Black yarn on one edge	Light use under good lifting conditions. Nylon stretches more to help avoid shock loading.
0.3125"	2000-lbs.	Nylon	Two black center stripes	Heavy use under moderate to rugged lifting conditions. Abrasion resistant yarns cover entire surface.
0.1875"	1000-lbs.	Nylon	One black center stripe	Daily use under moderate lifting conditions. Abrasion resistant yarns cover entire surface.

* **WARNING** Always protect synthetic slings from being cut by corners and edges. See Sling Protection section in this catalog.

STANDARD WEB SLING TYPES

HARDWARE SLINGS


Unilink™ and *Web-Trap™* hardware can help to extend sling life by protecting the webbing from abrasion on rough crane hooks. Hardware can often be reused, lowering sling replacement costs.

Type U (UU) - Has the preferred and economical *Unilink* fitting with *Web-Trap* on each end for use in a vertical, choker or basket hitch. *Unilinks* allow choking from either end to save time and vary wear points.




Type U

Type 1 (TC) - Has a *Web-Trap* triangle on one end and choker on the other end. Typical use is in a choker hitch. Can also be used in vertical and basket hitches.



Type 1


Type 2 (TT) - Has a *Web-Trap* triangle on each end. Normally used in a basket hitch, but can also be used in a vertical hitch. Cannot be used as a choker.



Type 2


EYE / EYE

Type 3 (EE) - Flat Eye slings are very popular and can be used in all three types of hitches. They are easier to remove from beneath the load than sling Types 1, 2 and 4. Type 3 will be supplied as the standard EE sling, unless Type 4 is requested.



Type 3


Type 4 (EE) - Twisted Eye slings are similar to Type 3 except the eyes are turned 90°. The eyes of a Type 4 nest easily on the crane hook. Reverse the eyes to allow more even wear in eyes.



Type 4

ENDLESS

Type 5 (EN) - Endless slings are versatile and the most economically priced. They can be used in all three types of hitches. The sling can be rotated to minimize wear. The sling legs can be spread for improved load balance.



Type 5

REVERSE EYE











Type 6 (RE) - An endless sling with butted edges sewn together to double the sling width. They have reinforced eyes and wear pads on both sides of body and eyes for premium wear resistance.



Type 6


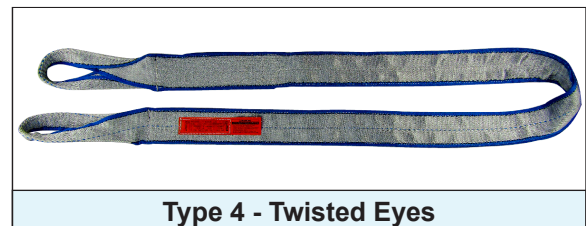

WEB SLING EYE TREATMENTS

The eyes of web slings are often subjected to the harsh treatment of rough crane hooks. Specialty eye treatments are available to help reduce the wear in that area, thereby extending sling life. The following photos illustrate the more common eye treatments using wear-resistant webbing in various forms. Should you want eye treatment on your eye & eye web slings, please specify using the terminology below.

TYPE 3 – FLAT EYES		TYPE 4 – TWISTED EYES	
	Standard Style		
	Lined Bearing Point		
	Fully Lined Eye		
	Wrapped Bearing Point		
	Fully Wrapped Eye		

Textured, wear-resistant material is standard for these eye treatments.
Other pad materials are available in the Sling Protection section of this catalog.

Tapering Eyes - As a standard practice, the bearing points of the eyes on Type 3 and Type 4 slings are tapered to accommodate a crane hook on slings 3" and wider. Untapered eyes are available upon request. Type 5 (endless) slings are NOT tapered unless specified on order. *Dura-Web*™ 2000 slings are NOT tapered in any width.



ENVIRONMENTAL CONSIDERATIONS

Exposure to sunlight and other environmental factors can result in accelerated deterioration of web slings. The rate of this deterioration varies with the level of exposure and with the thickness of the sling material.

Visible indication of such environmental deterioration can include the following:

- Fading of webbing color.
- Uneven or disoriented surface yarn of the webbing.
- Shortening of the sling length.
- Reduction in elasticity of the sling.
- Accelerated abrasive damage to the surface yarns of the sling.
- Breakage or damage to yarn fibers is often evident by a fuzzy appearance on the web.
- Stiffening of the web.

Anti-Abrasion Treatment

Lift-All webbing is treated for abrasion. Heavy duty treatments are available as a supplemental process for greater protection. Natural, untreated webbing is available upon request.

Elasticity

The stretch characteristics of web slings depends on the type of yarn and the web treatment. Approximate stretch at rated sling capacity:

NYLON		POLYESTER	
Treated	10%	Treated	7%
Untreated	6%	Untreated	3%

TOLERANCES FOR WEB SLINGS

Sling Type	Length Tolerance*
1-Ply	± (1.5" + 1.5% of sling length)
2-Ply	± (2.0" + 2% of sling length)
3-Ply & 4-Ply	± (3.0" + 3% of sling length)

* For web sling widths wider than 6", add 1/2" to these values. For tighter tolerance or matched set lengths, please consult with Customer Service prior to ordering.

Sunlight / UV Exposure Service Life

Nylon and polyester web slings possess a limited useful service life due to the degradation caused by exposure to sunlight or other measurable sources of UV radiation.

Lift-All web slings that are regularly exposed to UV radiation should be identified with the date they are placed into service and should be proof-tested to twice their rated capacity every six months.

Lift-All nylon and polyester web slings shall be permanently removed from service when the cumulative UV or outdoor exposure has reached these limits:

- 2 years: 1-Ply and 2-Ply web slings
- 3 years: 3-Ply and 4-Ply web slings

Temperature

Nylon and polyester slings degrade at temperatures above 200°F.

Chemical Environment Data

Many chemicals have an adverse effect on nylon and polyester. The chemical chart below is a general guide only. For specific temperature, concentration and time factors, please consult *Lift-All* prior to purchasing or use.

CHEMICAL	NYLON	POLYESTER
Acids	NO	OK*
Alcohols	OK	OK
Aldehydes	OK	NO
Alkalis	OK	NO
Bleaching Agents	NO	OK
Dry Cleaning Solvents	OK	OK
Ethers	OK	OK
Halogenated Hydro-Carbons	OK	OK
Hydro-Carbons	OK	OK
Ketones	OK	OK
Oils Crude	OK	OK
Oils Lubricating	OK	OK
Soap & Detergents	OK	OK
Water & Seawater	OK	OK
Weak Alkalis	OK	OK

* Disintegrated by concentrated sulfuric acid.

Prior to sling selection and use, review and understand the General Information section of this catalog.

HOW TO ORDER WEB SLINGS

- General Information
- Web Slings
- Round Slings
- Sling Protection
- Wire Rope
- Chain Slings
- Rigging Hardware
- Mesh Slings
- Load Huggers
- Tow Products
- Lift-All Hoists
- Hoist Rings
- Plate Clamps
- Lifting Devices

EE 1 8 02 T F X 12

Sling Type

- UU** - Type U - *Unilink*™ Each End
- TC** - Type 1 - Triangle/Choker
- TT** - Type 2 - Triangle/Triangle
- EE** - Type 3 & 4 - Eye/Eye
- EN** - Endless
- RE** - Reverse Eye
- WL** - Wide Lift

Number of Plies
1, 2, 3 or 4

Web Class

- 1** - *Dura-Web*™ 1000
- 2** - *Dura-Web*™ 2000
- 8** - *Webmaster*® 1600 or *Tuff-Edge*® III
- 6** - *Webmaster*® 1200
- SH** - Stone Handling

Sling Length
Use actual pull to pull length (reach) in feet.

'X'

EYE TREATMENTS

Flat Eyes (Type 3)

- F** - Standard
- G** - Lined Bearing Point
- H** - Fully Lined
- I** - Wrapped Bearing Point
- J** - Fully Wrapped

Twisted Eyes (Type 4)

- T** - Standard
- U** - Lined Bearing Point
- V** - Fully Lined
- W** - Wrapped Bearing Point
- X** - Fully Wrapped

Exceptions: Class 1, 2 and SH slings

TAPERED EYE STANDARDS

Non-Tapered: 1" and 2" wide slings.
Tapered: 3" wider and up, in Class 6 & 8 slings only.

Note: Other treatments can be accommodated. Please specify at time of order.

Web Material

- T** - *Tuff-Edge* III
- D** - Polyester
- N** - Nylon

Sling Width in inches

Always protect synthetic slings from being cut or damaged by corners, edges and protrusions by using protection sufficient for each application.




Refer to Sling Protection section in this catalog.

TUFF-EDGE® III

Patent #
 10,494,231 Out of Service Marker
 11,021,346 Edge Protection
 D908,362 Web Design

The patented design changes to the body and edge of our new *Tuff-Edge III* translates to a softer web with increased abrasion and edge-cut resistance.


Introducing the Edge Damage Limit (EDL) out-of-service marker. The EDL tool both simplifies the inspection process and also extends the life of the web slings, saving you money. Whenever sling damage is concentrated along the edge of the webbing, the sling may continue to remain in service until the damage has reached the EDL black line marker, assuming the sling is otherwise in good operating condition. If there is any question as to the serviceability to the sling, remove from service.



Features and Benefits

- 30% more resistant to edge damage than our *Tuff-Edge II* webbing.
- Tubular edge design with damage-resistant core helps protect the body fibers from cutting, keeping the integrity of the sling intact without compromising its strength.
- Edge Damage Limit (EDL), out-of-service marker aids in sling inspection (refer to TEIII Web Sling Safety Bulletin).
- Soft twill weave body.
- Improved handling characteristics with no coated edge yarns.
- Easy to identify by the blue tubular edges and EDL marker.
- Available in 1" to 12" widths.

WEB EDGE CUT PERFORMANCE CHART			
Webbing Design	Edge Construction	Comparative Web Edge Cut Test Performance Rating	
		Poor	Superior
<i>Tuff-Edge III</i>	Tubular with Reinforced Core	[Bar chart showing superior performance]	
<i>Tuff-Edge II</i>	Polymer	[Bar chart showing intermediate performance]	
<i>Webmaster 1600 Polyester</i>	Standard	[Bar chart showing poor performance]	



Safety Built-In

WEBMASTER® 1600 NYLON & POLYESTER SLINGS

The Traditional Standard for Heavy Duty Slings

Webmaster 1600 is our most popular web due to strength and service life. This versatile workhorse can be designed in many configurations for a wide variety of lifting applications. Many industries appreciate the value versus strength capabilities of this product line, making it the go-to solution.

Features and Benefits

Promotes Safety


- Red core yarn warning system aids in the inspection process.
- *Tuff-Tag*™ provides serial numbered identification for traceability.
- Proven reliability.

Saves Money

- Yellow treatment for abrasion resistance and extended sling life.
- *Tuff-Tag* provides required OSHA information for the life of the sling.

Saves Time


- Polyester web is identified by a single blue surface stripe.




Always protect synthetic slings from being cut or damaged by corners, edges and protrusions by using protection sufficient for each application.



Refer to Sling Protection section in this catalog.



NYLON – TYPE 4 TWISTED EYES

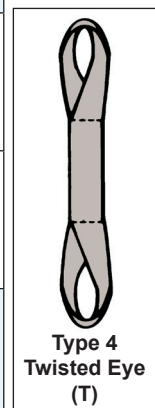
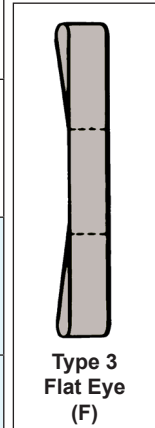


POLYESTER – TYPE 3 FLAT EYES

For details on characteristics of nylon versus polyester webbing, see 'Environmental Considerations' in this section.

TUFF-EDGE® III & WEBMASTER® 1600 SLINGS

EYE / EYE SLINGS**							
Ply	Tuff-Edge III Part No.	Webmaster 1600 Polyester Part No.	Webmaster 1600 Nylon Part No.	Web Width (in.)	Rated Capacity* (lbs.)		
					Vertical	Choker	V. Basket
One Ply	EE1801TF	EE1801DF	EE1801NF	1	1,600	1,280	3,200
	EE1802TF	EE1802DF	EE1802NF	2	3,200	2,500	6,400
	EE1803TF	EE1803DF	EE1803NF	3	4,800	3,800	9,600
	EE1804TF	EE1804DF	EE1804NF	4	6,400	5,000	12,800
	EE1806TF	EE1806DF	EE1806NF	6	9,600	7,700	19,200
	EE1808TF	EE1808DF	EE1808NF	8	12,800	10,200	25,600
	EE1810TF	EE1810DF	EE1810NF	10	16,000	12,800	32,000
	EE1812TF	EE1812DF	EE1812NF	12	19,200	15,400	38,400
Two Ply	EE2801TF	EE2801DF	EE2801NF	1	3,200	2,500	6,400
	EE2802TF	EE2802DF	EE2802NF	2	6,400	5,000	12,800
	EE2803TF	EE2803DF	EE2803NF	3	8,800	7,040	17,600
	EE2804TF	EE2804DF	EE2804NF	4	11,500	9,200	23,000
	EE2806TF	EE2806DF	EE2806NF	6	16,500	13,200	33,000
	EE2808TF	EE2808DF	EE2808NF	8	19,200	15,400	38,400
	EE2810TF	EE2810DF	EE2810NF	10	22,400	17,900	44,800
	EE2812TF	EE2812DF	EE2812NF	12	26,900	21,500	53,800
Three Ply	EE3801TF	EE3801DF	EE3801NF	1	4,100	3,300	8,200
	EE3802TF	EE3802DF	EE3802NF	2	8,300	6,600	16,600
	EE3803TF	EE3803DF	EE3803NF	3	12,500	10,000	25,000
	EE3804TF	EE3804DF	EE3804NF	4	16,000	12,800	32,000
	EE3806TF	EE3806DF	EE3806NF	6	23,000	18,400	46,000
	EE3808TF	EE3808DF	EE3808NF	8	30,700	24,500	61,400
	EE3810TF	EE3810DF	EE3810NF	10	36,800	29,400	73,600
	EE3812TF	EE3812DF	EE3812NF	12	44,000	35,200	88,000
Four Ply	EE4801TF	EE4801DF	EE4801NF	1	5,000	4,000	10,000
	EE4802TF	EE4802DF	EE4802NF	2	10,000	8,000	20,000
	EE4803TF	EE4803DF	EE4803NF	3	14,900	11,900	29,800
	EE4804TF	EE4804DF	EE4804NF	4	19,800	15,800	39,600
	EE4806TF	EE4806DF	EE4806NF	6	29,800	23,800	59,600
	EE4808TF	EE4808DF	EE4808NF	8	39,700	31,700	79,400
	EE4810TF	EE4810DF	EE4810NF	10	49,600	39,600	99,200
	EE4812TF	EE4812DF	EE4812NF	12	59,500	47,600	119,000



** Replace the F with a T for Twisted Eyes (Type 4).

Eyes on Type 3 and Type 4 slings are tapered at 3" and wider, unless otherwise specified.

EYE LENGTH – APPLIES TO ALL SLINGS								
Plies of Web	Sling Width (in.)							
	1	2	3	4	6	8	10	12
1	8.5	10	11	12	16	20	24	24
2	8.5	10	11	12	16	20	24	24
3	10.0	12	14	16	18	24	24	24
4	10.0	12	14	16	18	24	24	24

*



Do not exceed rated capacities. Sling tension increases as the angle from horizontal decreases. Slings should not be used at angles of less than 30°. Refer to the Effect of Angle chart in the General Information section of this catalog. **Always protect synthetic slings from being cut by corners and edges. See the Sling Protection section in this catalog.**

General Information
Web Slings
Round Slings
Sling Protection
Wire Rope
Chain Slings
Rigging Hardware
Mesh Slings
Load Huggers
Tow Products
Lift-All Hoists
Hoist Rings
Plate Clamps
Lifting Devices


TUFF-EDGE® III & WEBMASTER® 1600 SLINGS

ENDLESS							
Ply	Tuff-Edge III Part No.	Webmaster 1600 Polyester Part No.	Webmaster 1600 Nylon Part No.	Web Width (in.)	Rated Capacity* (lbs.)		
					Vertical	Choker	V. Basket
One Ply	EN1801T	EN1801D	EN1801N	1	3,200	2,500	6,400
	EN1802T	EN1802D	EN1802N	2	6,400	5,000	12,800
	EN1803T	EN1803D	EN1803N	3	8,800	7,040	17,600
	EN1804T	EN1804D	EN1804N	4	11,500	9,200	23,000
	EN1806T	EN1806D	EN1806N	6	16,500	13,200	33,000
	EN1808T	EN1808D	EN1808N	8	19,200	15,400	38,400
	EN1810T	EN1810D	EN1810N	10	22,400	17,900	44,800
	EN1812T	EN1812D	EN1812N	12	26,900	21,500	53,800
Two Ply	EN2801T	EN2801D	EN2801N	1	6,200	4,900	12,400
	EN2802T	EN2802D	EN2802N	2	12,400	9,900	24,800
	EN2803T	EN2803D	EN2803N	3	16,300	13,000	32,600
	EN2804T	EN2804D	EN2804N	4	20,700	16,500	41,400
	EN2806T	EN2806D	EN2806N	6	30,500	24,400	61,000
	EN2808T	EN2808D	EN2808N	8	40,000	32,000	80,000
	EN2810T	EN2810D	EN2810N	10	47,000	37,600	94,000
	EN2812T	EN2812D	EN2812N	12	56,000	44,800	112,000
Three Ply	EN3801T	EN3801D	EN3801N	1	8,000	6,400	16,000
	EN3802T	EN3802D	EN3802N	2	16,000	12,800	32,000
	EN3803T	EN3803D	EN3803N	3	21,500	17,200	43,000
	EN3804T	EN3804D	EN3804N	4	28,700	23,000	57,400
	EN3806T	EN3806D	EN3806N	6	40,700	32,500	81,400
	EN3808T	EN3808D	EN3808N	8	46,000	36,800	92,000
	EN3810T	EN3810D	EN3810N	10	51,500	41,200	103,000
	EN3812T	EN3812D	EN3812N	12	59,200	47,300	118,400
Four Ply	EN4801T	EN4801D	EN4801N	1	10,000	8,000	20,000
	EN4802T	EN4802D	EN4802N	2	19,800	15,800	39,600
	EN4803T	EN4803D	EN4803N	3	26,700	21,300	53,400
	EN4804T	EN4804D	EN4804N	4	35,600	28,400	71,200
	EN4806T	EN4806D	EN4806N	6	50,500	40,400	101,000
	EN4808T	EN4808D	EN4808N	8	57,600	46,000	115,200
	EN4810T	EN4810D	EN4810N	10	67,200	53,700	134,400
	EN4812T	EN4812D	EN4812N	12	80,700	64,500	161,400

Note: Type 5 (Endless) slings are not tapered unless specified.

Tuflex® is an Alternative...

For 3-ply and 4-ply slings wider than 6", Tuflex Roundslings should be seriously considered.
Tuflex offers increased flexibility, ease of use and lower cost.

*  **WARNING** Do not exceed rated capacities. Sling tension increases as the angle from horizontal decreases. Slings should not be used at angles of less than 30°. Refer to the Effect of Angle chart in the General Information section of this catalog. **Always protect synthetic slings from being cut by corners and edges. See the Sling Protection section in this catalog.**

DURA-WEB™ NYLON SLINGS

Best in Abrasion Resistance

Available in two strength classes, all *Dura-Web* slings feature premium abrasive resistant yarns covering all surfaces for extended sling life and long term value.

Features and Benefits

Promotes Safety

- Red core yarn warning system aids in the inspection process.
- Striped webbing helps identify proper capacity.
- *Tuff-Tag*™ provides serial numbered identification for traceability.

Saves Money





- Abrasion resistant fibers cover both faces and edges for greater sling life.
- *Tuff-Tag* provides required OSHA information for the life of the sling.


Saves Time

- Easily identified by stripes.

DURA-WEB 2000

- Two black stripes: 2,000-lbs. per inch of width. 25% stronger than other webbing.
- The strongest abrasion resistant sling available.
- *Dura-Web* 2000 slings cannot have tapered eyes.
- *Dura-Web* slings meet or exceed OSHA and ASME B30.9 requirements.
- Available in 1" and 2" widths.





Ply	Part Number	Web Width (in.)	Rated Capacity (lbs.)		
			Vertical	Choker	V. Basket
 Type U					
One Ply	UU1202N	2	4,000	3,200	8,000
Two Ply	UU2202N	2	8,000	6,400	16,000
 Type 3 - (F)  Type 4 - (T)					
One Ply	EE1201NF EE1202NF	1 2	2,000 4,000	1,600 3,200	4,000 8,000
Two Ply	EE2201NF EE2202NF	1 2	4,000 8,000	3,200 6,400	8,000 16,000
 Type 5					
One Ply	EN1201N EN1202N	1 2	4,000 8,000	3,200 6,400	8,000 16,000
Two Ply	EN2201N EN2202N	1 2	7,800 15,200	6,200 12,200	15,600 30,400




DURA-WEB™ NYLON SLINGS

DURA-WEB 1000

- One black stripe: 1,000-lbs. per inch of width.
- The only light-duty web sling with an abrasive resistant surface.
- Wider bearing surface per capacity, helps protect load surface.
- *Dura-Web* slings meet or exceed OSHA and ASME B30.9 requirements.
- Available in 1" and 2" widths.

Ply	Part Number	Web Width (in.)	Rated Capacity (lbs.)		
			Vertical	Choker	V. Basket
 Type U					
One Ply	UU1102N	2	2,000	1,600	4,000
Two Ply	UU2102N	2	4,000	3,200	8,000
 					
Type 3 - (F)			Type 4 - (T)		
One Ply	EE1101NF	1	1,000	800	2,000
	EE1102NF	2	2,000	1,600	4,000
Two Ply	EE2101NF	1	2,000	1,600	4,000
	EE2102NF	2	4,000	3,200	8,000
 Type 5					
One Ply	EN1101N	1	2,000	1,600	4,000
	EN1102N	2	4,000	3,200	8,000
Two Ply	EN2101N	1	3,900	3,100	7,800
	EN2102N	2	7,600	6,100	15,200



WEBMASTER® 1200 SLINGS

Standard duty *Webmaster* 1200 is designed as an economical sling for less frequent use.

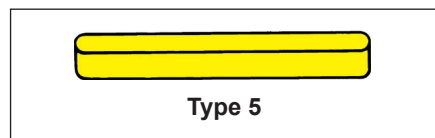
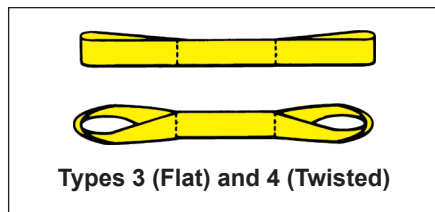
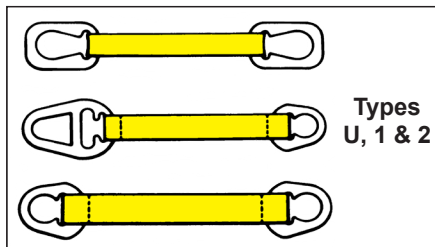
Features and Benefits

Promotes Safety

- Red core yarn warning system aids in the inspection process.
- Proven reliability.
- *Tuff-Tag*™ provides serial numbered identification for traceability.

Saves Money

- Economical option for less frequent use.
- Yellow treatment for abrasion resistance and extended sling life.
- *Tuff-Tag* provides required OSHA information for the life of the sling.



Note: Types 3 and 4 slings are tapered at 3" and wider unless otherwise specified. Type 5 (Endless) slings are NOT tapered unless specified.

*** ⚠ WARNING**
Do not exceed rated capacities. Sling tension increases as the angle from horizontal decreases. Slings should not be used at angles of less than 30°. Refer to the Effect of Angle chart in the General Information section of this catalog. **Always protect synthetic slings from being cut by corners and edges. See the Sling Protection section in this catalog.**

HARDWARE SLINGS TYPES U, 1 & 2					
Ply	Webmaster 1200 Polyester Part No.	Webmaster 1200 Nylon Part No.	Rated Capacity* (lbs.)		
			Vertical	Choker	V. Basket
One Ply	UU1602D	UU1602N	2,400	1,900	4,800
	UU1603D	UU1603N	3,600	2,900	7,200
	UU1604D	UU1604N	4,800	3,800	9,600
	TC1606D	TC1606N	7,200	5,800	14,400
	TT1606D	TT1606N	7,200	-	14,400
Two Ply	UU2602D	UU2602N	4,800	3,800	9,600
	UU2603D	UU2603N	6,600	5,280	13,200
	UU2604D	UU2604N	8,600	6,900	17,200
	TC2606D	TC2606N	12,600	10,100	25,200
	TT2606D	TT2606N	12,600	-	25,200

EYE / EYE (TYPES 3 & 4)**					
One Ply	EE1601DF	EE1601NF	1,200	950	2,400
	EE1602DF	EE1602NF	2,400	1,900	4,800
	EE1603DF	EE1603NF	3,600	2,900	7,200
	EE1604DF	EE1604NF	4,800	3,800	9,600
	EE1606DF	EE1606NF	7,200	5,800	14,400
Two Ply	EE2601DF	EE2601NF	2,400	1,900	4,800
	EE2602DF	EE2602NF	4,800	3,800	9,600
	EE2603DF	EE2603NF	6,600	5,280	13,200
	EE2604DF	EE2604NF	8,600	6,900	17,200
	EE2606DF	EE2606NF	12,300	9,840	24,600
Three Ply	EE3601DF	EE3601NF	3,500	2,800	7,000
	EE3602DF	EE3602NF	7,000	5,600	14,000
	EE3603DF	EE3603NF	9,400	7,500	18,800
	EE3604DF	EE3604NF	12,000	9,600	24,000
	EE3606DF	EE3606NF	18,000	14,400	36,000
Four Ply	EE4601DF	EE4601NF	4,200	3,400	8,400
	EE4602DF	EE4602NF	8,000	6,400	16,000
	EE4603DF	EE4603NF	12,000	9,600	24,000
	EE4604DF	EE4604NF	16,000	12,800	32,000
	EE4606DF	EE4606NF	23,500	18,800	47,000

**Replace the F with a T for Twisted Eyes.

ENDLESS (TYPE 5)					
One Ply	EN1601D	EN1601N	2,400	1,900	4,800
	EN1602D	EN1602N	4,800	3,800	9,600
	EN1603D	EN1603N	6,500	5,200	13,000
	EN1604D	EN1604N	8,600	6,900	17,200
	EN1606D	EN1606N	12,200	9,800	24,400
Two Ply	EN2601D	EN2601N	4,800	3,800	9,600
	EN2602D	EN2602N	9,600	7,700	19,200
	EN2603D	EN2603N	11,700	9,400	23,400
	EN2604D	EN2604N	15,500	12,400	31,000
	EN2606D	EN2606N	22,500	18,000	45,000
Three Ply	EN3601D	EN3601N	6,200	4,900	12,400
	EN3602D	EN3602N	12,500	10,000	25,000
	EN3603D	EN3603N	16,300	13,000	32,600
	EN3604D	EN3604N	20,600	16,400	41,200
	EN3606D	EN3606N	29,300	23,400	58,600
Four Ply	EN4601D	EN4601N	7,700	6,200	15,400
	EN4602D	EN4602N	15,500	12,400	31,000
	EN4603D	EN4603N	20,800	16,600	41,600
	EN4604D	EN4604N	26,600	21,200	53,200
	EN4606D	EN4606N	37,800	30,200	75,600

REVERSE EYE SLINGS

The Reverse Eye Sling is engineered with reinforcing panels on both sides of the sling. It is the most rugged and versatile of all web slings. The sling incorporates premium wear-resistant material for protection on all surfaces.

Features and Benefits

Promotes Safety

- Superior choke hitch performance grips load security.
- Reinforced eyes improve strength.
- The red core yarn warning system aids in the inspection process.
- *Tuff-Tag*™ provides serial numbered identification for traceability.


Saves Money

- An additional wear-resistant layer offers superior abrasion resistance.
- Reversible eyes reduce wear and increase sling life.
- Top grade slings using *Tuff-Edge*® webbing are armored on all four sides resulting in the toughest web sling available.

Saves Time


- Eyes nest well on crane hook for easy rigging.
- Flat eye construction is available to facilitate removal from under loads.

The reverse eye sling is not just an endless sling with wear pads.




Single ply endless with reinforced eyes

- A. Extended web length makes 2-ply eyes.
- B. Reinforcing web piece sewn-on to make 2-ply eyes.



Add wear pads to both sides of body and eyes

- C. Single ply endless sling with butted sides.
- D. Texturized wear pads on both sides of eyes.
- E. Texturized wear pads sewn on both sides of body.



Completed RE sling may be a 1, 2 or 3 ply endless sling with reinforcing webbing for each loop, and texturized wear pad on each side of eyes and sling body.

Heavy-Duty RE Slings: <i>Tuff-Edge</i> III Web						Standard-Duty RE Slings: <i>Webmaster</i> ® 1200						
Ply	Part Number	Rated Capacity* (lbs.)			Sling Thickness (in.)	Sling Width (in.)	Eye Length (in.)	Part Number	Rated Capacity* (lbs.)			Sling Thickness (in.)
		Vertical	Choker	V. Basket					Vertical	Choker	V. Basket	
One Ply	RE1802T	4,500	3,600	9,000	5/16	2	9	RE1602N	3,600	2,900	7,200	1/4
	RE1804T	7,700	6,200	15,400	5/16	4	12	RE1604N	6,800	5,400	13,600	1/4
	RE1806T	11,000	8,800	22,000	5/16	6	15	RE1606N	8,000	6,400	16,000	1/4
Two Ply	RE2802T	6,500	5,200	13,000	1/2	2	9	RE2602N	5,200	4,200	10,400	3/8
	RE2804T	13,000	10,400	26,000	1/2	4	12	RE2604N	10,500	8,400	21,000	3/8
	RE2806T	20,000	16,000	40,000	1/2	6	15	RE2606N	14,400	11,500	28,800	3/8
Three Ply	RE3804T	16,400	13,100	32,800	11/16	4	14	RE3604N	14,000	11,200	28,000	1/2
	RE3806T	25,500	20,400	51,000	11/16	6	18	RE3606N	20,000	16,000	40,000	1/2

Reverse Eye Slings using *Webmaster* 1600 webbing are available by special order.

* **WARNING** Do not exceed rated capacities. Sling tension increases as the angle from horizontal decreases. Slings should be used at angles of less than 30°. Refer to the Effect of Angle chart in the General Information section of this catalog. **Always protect synthetic slings from being cut by corners and edges. See the Sling Protection section in this catalog.**

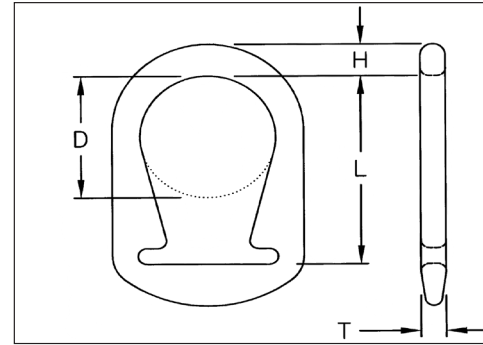
UNILINK™ SLING HARDWARE

Unilink Web Sling Hardware

Unilinks are a forged, high carbon steel fitting that function as both a triangle and choker.

Features and Benefits

- Forged steel for strength and reliability.
- Smooth rounded profile helps protect sling, worker, and load.
- Can be re-webbed to reduce cost.
- Powder-coated finish for longer life.
- Unilinks cost less than triangle/choker combinations.
- Large crane hook opening speeds rigging.
- *Web-Trap™* feature keeps web aligned on hardware.
- Functions both as a triangle and a choker, allowing you to choke from either end.
- Unilink has the same rated capacities as TT or TC slings.



Unilink Hardware Specifications						
Web Width (in.)	Dimensions (in.)				Weight (in.)	WLL (lbs.)
	L	D	H	T		
2	3.69	2.0	0.69	0.56	1.1	4,000
3	5.06	3.0	0.88	0.63	2.4	6,000
4	6.19	4.0	1.00	0.75	4.0	8,000

Avoid contact of hardware with load edges.

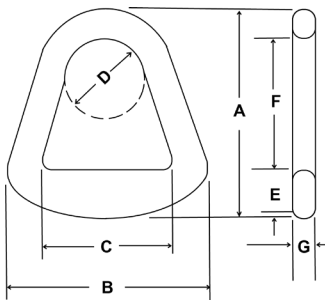
Forged Aluminum Triangles and Chokers

Aluminum is severely degraded by alkali, caustic environments, acids and salt water.

Aluminum triangles and chokers are available but may only be used with single-ply web slings within the rated capabilities shown in the table. They should not be used with *Dura-Web™* 2000 webbing.

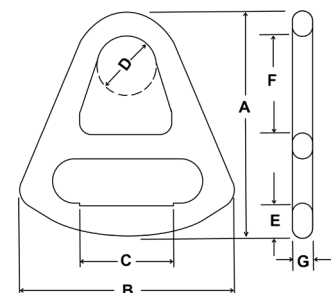
Forged from aircraft aluminum, this tough alloy is stronger than mild steel. Aluminum has the advantages of being lightweight, non-sparking and does not rust.

Note: Aluminum triangles and chokers **DO NOT** offer the advantages of the *Web-Trap* feature. Aluminum fittings are not as durable and cost more than steel.



Forged Aluminum Triangles									
Part Number	Dimensions (in.)							Approx. Wt. (lbs.)	WLL
	A	B	C	D	E	F	G		
2ALT1	4.0	3.625	2.25	1.75	0.9375	2.375	0.5625	0.31	3360
3ALT1	5.25	5.0	3.25	2.0	1.1875	3.3125	0.625	0.75	5000
4ALT1	6.25	6.625	4.375	2.375	1.4375	4.0	0.6875	1.1	6700
6ALT1	8.3125	8.875	6.375	3.125	1.75	5.50	0.9375	2.7	9700

Forged Aluminum Chokers									
Part Number	Dimensions (in.)							Approx. Wt. (lbs.)	WLL
	A	B	C	D	E	F	G		
2ALC1	6.125	5.25	2.125	1.75	0.9375	2.375	0.5625	0.73	3360
3ALC1	7.5	7.125	3.125	2.0	1.125	3.3125	0.625	1.3	5000
4ALC1	8.75	8.75	4.125	2.375	1.4375	4.0	0.6875	1.9	6700
6ALC1	11.3125	11.75	6.125	3.125	1.75	5.50	0.9375	5.1	9700



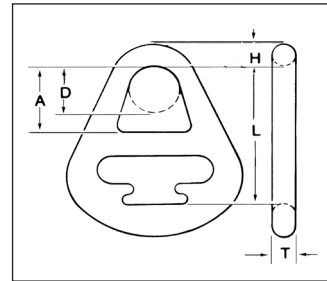
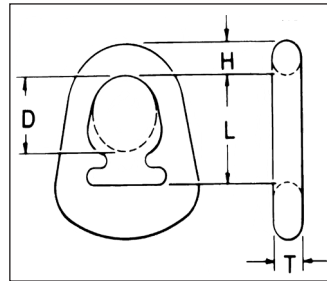
WEB SLING HARDWARE

WEB-TRAP™ STEEL SLING HARDWARE - TRIANGLES & CHOKERS

A significant improvement in triangle/choker design, *Web-Trap* fittings feature positive web capture to eliminate web slippage. These fittings are manufactured from alloy steel for lighter sling weight and a powder-coated finish to inhibit rust.



Webbing can slip with ordinary fittings.



Web-Trap locks webbing to center of hardware.

ALLOY STEEL FOR 1-PLY & 2-PLY SLINGS

Web-Trap Triangles						Web-Trap Chokers						
Web Width	Dimensions (in.)				Weight (lbs.)	Web Width	Dimensions (in.)					Weight (lbs.)
	L	D	T	H			L	A	D	T	H	
*2"	2.38	1.75	.56	0.63	1.0	*2"	5.00	2.44	1.75	.56	0.69	1.9
*3"	3.44	2.00	.50	0.75	1.9	*3"	6.25	3.38	2.00	.50	0.75	3.6
*4"	4.13	2.38	.50	0.81	2.8	*4"	7.00	4.00	2.38	.50	0.81	5.1
6"	5.56	3.13	.50	1.06	6.3	6"	8.88	4.75	3.13	.50	1.06	12

* *Unilink* is standard fitting - triangle and chokers available on special order only.

ALLOY STEEL FOR 1-PLY SLINGS

Web-Trap Triangles						Web-Trap Chokers						
Web Width	Dimensions (in.)				Weight (lbs.)	Web Width	Dimensions (in.)					Weight (lbs.)
	L	D	T	H			L	A	D	T	H	
8"	6.50	4.0	.50	1.25	8	8"	11.25	7.50	4.00	.50	1.44	16
10"	8.25	5.0	.75	1.44	16	10"	12.88	8.25	5.00	.75	1.50	28
12"	8.75	5.5	.75	1.75	20	12"	14.50	10.0	5.50	.75	1.75	40

ALLOY STEEL FOR 2-PLY SLINGS

Web-Trap Triangles						Web-Trap Chokers						
Web Width	Dimensions (in.)				Weight (lbs.)	Web Width	Dimensions (in.)					Weight (lbs.)
	L	D	T	H			L	A	D	T	H	
8"	6.50	4.0	.75	1.25	12	8"	11.25	7.50	4.0	.75	1.438	25
10"	8.25	5.0	1.0	1.438	21	10"	12.88	8.25	5.0	1.0	1.50	38
12"	8.75	5.5	1.0	1.75	27	12"	14.50	10.0	5.50	1.0	1.75	54

TUFF-EDGE® & WEBMASTER® 1600 POLYESTER SLINGS

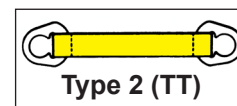
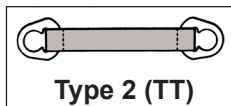
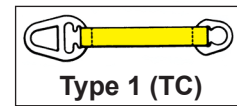
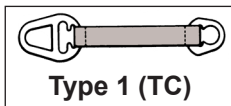
TYPE U - UNILINK™ HARDWARE SLINGS



Ply	Tuff-Edge III Part No.*	Web Width (in.)	Rated Capacity* (lbs.)			Webmaster 1600 Polyester Part No.***	Webmaster 1600 Nylon Part No.***
			Vertical	Choker	V. Basket		
One Ply	UU1802T	2	3,200	2,500	6,400	UU1802D	UU1802N
	UU1803T	3	4,800	3,800	9,600	UU1803D	UU1803N
	UU1804T	4	6,400	5,000	12,800	UU1804D	UU1804N
Two Ply	UU2802T	2	6,400	5,000	12,800	UU2802D	UU2802N
	UU2803T	3	8,800	7,040	17,600	UU2803D	UU2803N
	UU2804T	4	11,500	9,200	23,000	UU2804D	UU2804N

*Replace the UU with TT or TC in part number above if Type 1 or Type 2 is required.

TYPE 1 (TC) & TYPE 2 (TT) WEB-TRAP™ HARDWARE SLINGS



Ply	Tuff-Edge III Part No.		Web Width (in.)	Rated Capacity* (lbs.)			Webmaster 1600 Polyester Part No.***		Webmaster 1600 Nylon Part No.***	
	Type 1	Type 2**		Vertical	Choker	V. Basket	Type 1	Type 2**	Type 1	Type 2**
One Ply	TC1806T	TT1806T	6	9,600	7,700	19,200	TC1806D	TT1806D	TC1806N	TT1806N
	TC1808T	TT1808T	8	12,800	10,200	25,600	TC1808D	TT1808D	TC1808N	TT1808N
	TC1810T	TT1810T	10	16,000	12,800	32,000	TC1810D	TT1810D	TC1810N	TT1810N
	TC1812T	TT1812T	12	19,200	15,400	38,400	TC1812D	TT1812D	TC1812N	TT1812N
	TC1816T	TT1816T	16	25,500	20,400	51,000	TC1816D	TT1816D	TC1816N	TT1816N
Two Ply	TC2806T	TT2806T	6	16,800	13,400	33,600	TC2806D	TT2806D	TC2806N	TT2806N
	TC2808T	TT2808T	8	22,400	17,900	44,800	TC2808D	TT2808D	TC2808N	TT2808N
	TC2810T	TT2810T	10	28,000	22,400	56,000	TC2810D	TT2810D	TC2810N	TT2810N
	TC2812T	TT2812T	12	33,600	26,800	67,200	TC2812D	TT2812D	TC2812N	TT2812N
	TC2816T	TT2816T	16	44,800	35,800	89,600	TC2816D	TT2816D	TC2816N	TT2816N

** Type 2 (TT) cannot be used in a choker hitch.

*** To order aluminum hardware, single ply 2" - 6" only, add A after TC or TT.

Custom configurations available.



Do not exceed rated capacities. Sling tension increases as the angle from horizontal decreases. Slings should not be used at angles of less than 30°. Refer to the Effect of Angle chart in the General Information section of this catalog. **Always protect synthetic slings from being cut by corners and edges. See the Sling Protection section in this catalog.**

SYNTHETIC WEB BRIDLE SLINGS

Bridle Slings are useful when fixed lifting points are available

Features and Benefits

Promotes Safety

- *Tuff-Edge*® III web material is standard; helps prevent sling damage.
- Better load control and balance by using fixed connection points and multiple legs.
- Standard oblong links and hooks are forged from alloy steel for strength and reliability.
- Red core yarn warning system aids in the inspection process.
- Use of hardware prevents cutting and abrasion of sling at bearing points.
- *Tuff-Tag*™ provides serial numbered identification for traceability.
- Proven reliability.
- Wide widths available up to 12".

Saves Money

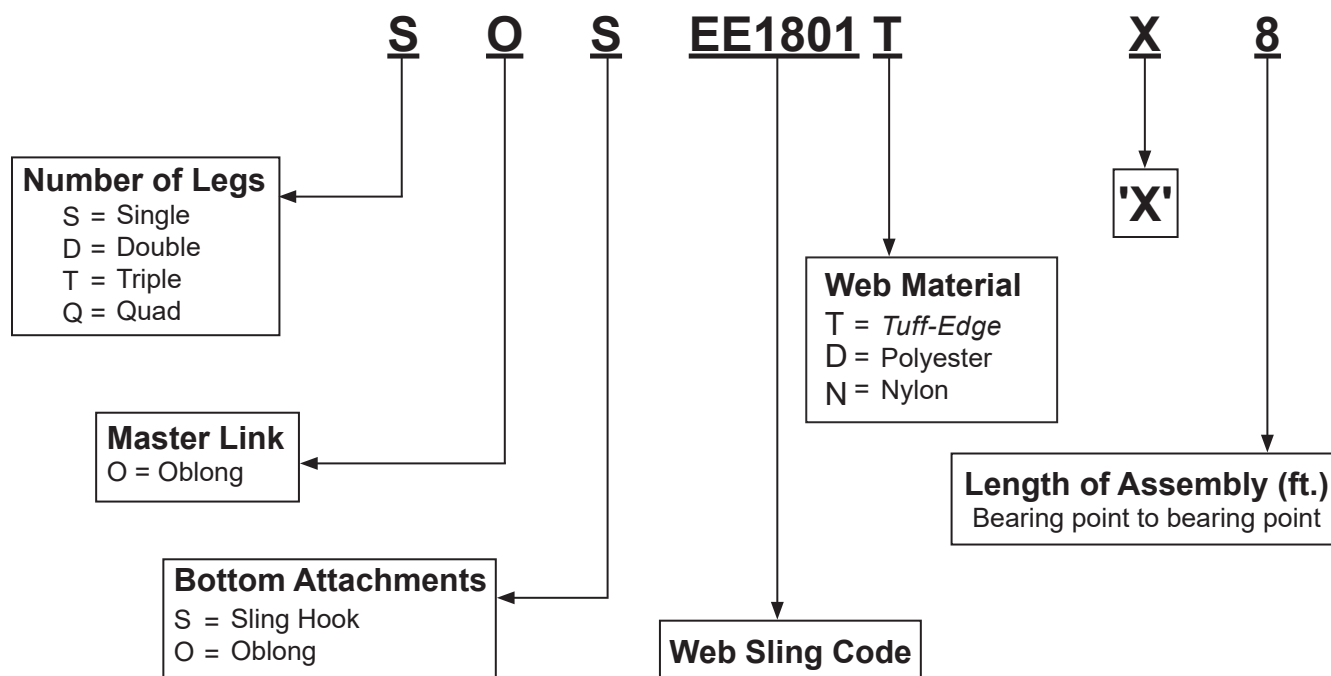
- Soft web sling legs protect load.
- Endless configuration allows shifting of wear points.
- *Tuff-Edge* III material extends sling life.
- Sling hooks and links can be re-webbed.
- *Tuff-Tag* provides required OSHA information for the life of the sling.
- Tapered eyes for better sling leg equalization, standard for 2" or wider.



Saves Time

- Lighter weight and easier to use than chain or wire rope.
- Sling hooks quickly connect to loads having hoist rings or eye bolts.

HOW TO ORDER WEB BRIDLE SLINGS



SYNTHETIC WEB BRIDLE SLINGS



General Information
Web Slings
Round Slings
Sling Protection
Wire Rope
Chain Slings
Rigging Hardware
Mesh Slings
Load Huggers
Tow Products
Lift-All Hoists
Hoist Rings
Plate Clamps
Lifting Devices

Web Bridle Slings											
Part No. For Web Sling Legs	Web Width (in.)	Web Plies	Number of Legs	Rated Capacity* (lbs.)						Alloy Sling Hook Size	Oblong Link Dia. (in.)
				Vertical	Choker	Basket	60°	45°	30°		
EE1801*	1	1	Single	1,600	1,280	3,200	–	–	–	1-Ton Alloy	1/2
	1	1	Double	–	–	–	2,700	2,200	1,600	1-Ton Alloy	1/2
	1	1	Triple	–	–	–	4,100	3,300	2,400	1-Ton Alloy	3/4
	1	1	Quad	–	–	–	5,500	4,500	3,200	1-Ton Alloy	1
EE2801*	1	2	Single	3,000	2,400	6,000	–	–	–	1-1/2 Ton Alloy	1/2
	1	2	Double	–	–	–	5,100	4,200	3,000	1-1/2 Ton Alloy	1/2
	1	2	Triple	–	–	–	7,700	6,300	4,500	1-1/2 Ton Alloy	3/4
	1	2	Quad	–	–	–	10,300	8,400	6,000	1-1/2 Ton Alloy	1
EE1802*	2	1	Single	3,000	2,400	6,000	–	–	–	1-1/2 Ton Alloy	1/2
	2	1	Double	–	–	–	5,100	4,200	3,000	1-1/2 Ton Alloy	1/2
	2	1	Triple	–	–	–	7,700	6,300	4,500	1-1/2 Ton Alloy	3/4
	2	1	Quad	–	–	–	10,300	8,400	6,000	1-1/2 Ton Alloy	1
EE2802*	2	2	Single	6,000	4,800	12,000	–	–	–	3-Ton Alloy	3/4
	2	2	Double	–	–	–	10,300	8,400	6,000	3-Ton Alloy	1
	2	2	Triple	–	–	–	15,500	12,700	9,000	3-Ton Alloy	1
	2	2	Quad	–	–	–	20,700	16,900	12,000	3-Ton Alloy	1-1/4

Note: Hardware capacities correspond to the appropriate sling capacities. See hardware dimensions in Rigging Hardware section in this catalog. Import hooks with latches are standard. Contact *Lift-All* for domestic hook and latch options.

* **WARNING**

Do not exceed rated capacities. Sling tension increases as the angle from horizontal decreases. Slings should not be used at angles of less than 30°. Refer to the Effect of Angle chart in the General Information section of this catalog. **Always protect synthetic slings from being cut by corners and edges. See the Sling Protection section in this catalog.**

WIDE-LIFT SLINGS

Lift-All Wide-Lift slings support the load over a wide area to offer better balance – whether heavy or light. The wide bearing area reduces marring of soft load surfaces. Stiffeners at the base of the eyes deter the body webbing from folding down the middle. Wide-Lift slings are for use in a basket hitch only. The standard web material is *Webmaster*® 1600 nylon; polyester is available upon request.

Features and Benefits

Promotes Safety

- Red core yarn warning system aids in the inspection process.
- *Tuff-Tag*™ provides serial numbered identification for traceability.
- Improved load stabilization.

Saves Money

- Wide bearing area reduces marring of soft load surfaces.
- Yellow treatment for abrasion resistance and extended sling life.
- *Tuff-Tag* provides required OSHA information for the life of the sling.

ATTACHED EYE WIDE-LIFT



For Light Loads

CONTINUOUS EYE WIDE-LIFT



For Heavy Loads - Constructed from one endless sling with the two body lengths butted and joined side by side.

Ply	Body Width (in.)	Part Number	Rated Capacity* Vertical Basket (lbs.)	Eye Length (in.)	Minimum Sling Length (in.)
One Ply Eye	6	WLA1806N	5,000	6	42
	8	WLA1808N	5,000	8	46
	10	WLA1810N	5,000	10	52
	12	WLA1812N	5,000	12	56
	16	WLA1816N	10,000	14	58
	20	WLA1820N	10,000	16	62
	24	WLA1824N	10,000	20	72
Two Ply Eye	6	WLA2806N	10,000	10	50
	8	WLA2808N	10,000	10	50
	10	WLA2810N	10,000	12	54
	12	WLA2812N	10,000	12	56
	16	WLA2816N	18,000	12	56
	20	WLA2820N	18,000	18	68
	24	WLA2824N	18,000	18	72
	30	WLA2830N	18,000	22	74
	36	WLA2836N	18,000	27	84
	48	WLA2848N	18,000	36	102

Ply	Body Width (in.)	Part Number	Rated Capacity* Vertical Basket (lbs.)	Eye Length (in.)	Minimum Sling Length (in.)
One Ply	6	WL1806N	15,400	9	40
	8	WL1808N	20,400	12	45
	10	WL1810N	25,500	15	54
	12	WL1812N	30,800	18	60
	16	WL1816N	38,000	24	72
	20	WL1820N	45,000	30	88
	24	WL1824N	52,000	36	100
	30	WL1830N	45,000	45	120
Two Ply	36	WL1836N	45,000	54	144
	6	WL2806N	28,600	9	40
	8	WL2808N	38,000	12	45
	12	WL2812N	57,200	18	60
	16	WL2816N	75,000	24	72
	20	WL2820N	90,000	30	88
	24	WL2824N	110,000	36	100
	30	WL2830N	90,000	45	120
36	WL2836N	90,000	54	144	

Note:

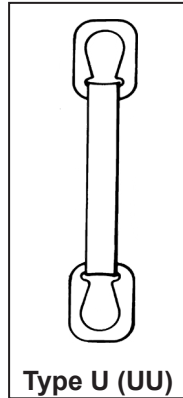
1. Never use Wide-Lift slings in a choker hitch.
2. *Tuff-Edge*® III may be used for the attached eyes.
3. Custom slings with higher capacities are available.
4. *Tufflex*® slings can also be designed in a Wide-Lift configuration. See specialty roundslings section.

* **WARNING**

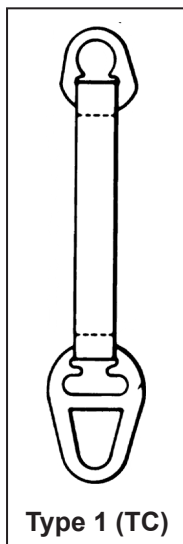
Do not exceed rated capacities. Sling tension increases as the angle from horizontal decreases. Slings should not be used at angles of less than 30°. Refer to the Effect of Angle chart in the General Information section of this catalog. **Always protect synthetic slings from being cut by corners and edges. See the Sling Protection section in this catalog.**

General Information
Web Slings
Round Slings
Sling Protection
Wire Rope
Chain Slings
Rigging Hardware
Mesh Slings
Load Huggers
Tow Products
Lift-All Hoists
Hoist Rings
Plate Clamps
Lifting Devices

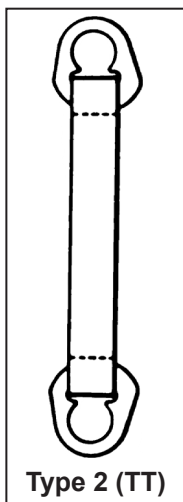
WEB SLING WEIGHTS*



Part Number	Minimum Standard Length		Additional Foot
	ft.	wt.** (lbs.)	wt. (lbs.)
UNILINK™			
UU1802	3	2.70	0.12
UU1803	3	5.60	0.18
UU1804	4	9.20	0.24
UU2802	3	2.90	0.25
UU2803	3	5.80	0.38
UU2804	3	9.20	0.50



TRIANGLE / CHOKER			
TC1802	3	3.50	0.12
TC1803	3	6.30	0.18
TC1804	4	9.00	0.24
TC1806	4	21.00	0.36
TC1808	5	27.00	0.48
TC1810	5	48.00	0.60
TC1812	6	65.00	0.72
TC2802	3	3.60	0.25
TC2803	3	6.50	0.38
TC2804	3	9.10	0.50
TC2806	4	21.00	.76
TC2808	4	39.00	1.00
TC2810	5	63.00	1.30
TC2812	5	86.00	1.50

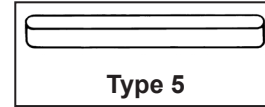
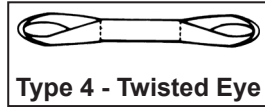
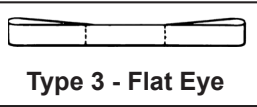


TRIANGLE / TRIANGLE			
TT1802	3	2.60	0.12
TT1803	3	4.60	0.18
TT1804	3	6.70	0.24
TT1806	4	15.00	0.36
TT1808	5	19.00	0.48
TT1810	5	36.00	0.60
TT1812	5	44.00	0.72
TT2802	3	2.70	0.25
TT2803	3	4.80	0.38
TT2804	3	7.00	0.50
TT2806	3	15.00	0.76
TT2808	4	28.00	1.00
TT2810	4	46.00	1.30
TT2812	5	60.00	1.50

* Weights will vary. Published weights are average weights for *Webmaster*® 1600 slings.

** Approximate weight for the minimum standard length as shown.

WEB SLING WEIGHTS*



EYE / EYE				
Part Number	Minimum Standard Length			Additional Foot Weight (lbs.)
	Sling Length (ft.)	Eye Length (in.)	Wt.** (lbs.)	
EE1801	3	8.5	0.40	0.06
EE1802	3	10	0.90	0.12
EE1803	4	11	1.40	0.18
EE1804	4	12	1.90	0.24
EE1806	5	16	3.40	0.36
EE1808	6	20	5.30	0.48
EE1810	7	24	8.00	0.60
EE1812	7	24	9.80	0.72
EE2801	3	7	0.40	0.13
EE2802	3	7	0.90	0.25
EE2803	4	11	1.70	0.38
EE2804	4	12	2.30	0.50
EE2806	5	16	4.90	0.76
EE2808	6	20	6.50	1.00
EE2810	6	24	9.40	1.30
EE2812	7	24	13.0	1.50
EE3801	4	10	1.00	0.20
EE3802	4	12	2.10	0.40
EE3803	5	14	3.70	0.59
EE3804	5	16	5.00	0.79
EE3806	6	18	7.60	1.20
EE3808	7	24	13.00	1.60
EE3810	7	24	16.00	2.00
EE3812	7	24	20.00	2.40
EE4801	4	10	1.10	0.26
EE4802	4	12	2.20	0.53
EE4803	5	14	4.10	0.79
EE4804	5	16	5.50	1.10
EE4806	6	18	8.30	1.60
EE4808	7	24	15.00	2.10
EE4810	7	24	19.00	2.60
EE4812	7	24	23.00	3.20

ENDLESS			
Part Number	Minimum Standard Length		Additional Foot Weight (lbs.)
	Sling Length (ft.)	Wt.** (lbs.)	
EN1801	3	0.40	0.12
EN1802	3	0.80	0.24
EN1803	3	1.30	0.36
EN1804	3	1.70	0.48
EN1806	3	2.50	0.72
EN1808	3	3.40	0.96
EN1810	3	4.20	1.20
EN1812	3	5.00	1.40
EN2801	3	0.80	0.25
EN2802	3	1.60	0.50
EN2803	3	2.50	0.76
EN2804	3	3.30	1.00
EN2806	3	4.90	1.50
EN2808	3	6.60	2.00
EN2810	3	8.20	2.50
EN2812	3	9.90	3.00
EN3801	3	1.20	0.38
EN3802	3	2.40	0.76
EN3803	3	3.60	1.10
EN3804	3	4.80	1.50
EN3806	3	7.20	2.30
EN3808	3	9.60	3.00
EN3810	3	12.00	3.80
EN3812	3	14.00	4.50
EN4801	3	1.60	0.52
EN4802	3	3.20	1.00
EN4803	3	4.90	1.60
EN4804	3	6.50	2.10
EN4806	3	9.70	3.10
EN4808	3	13.00	4.20
EN4810	3	16.00	5.20
EN4812	3	19.00	6.20

* Weights will vary. Published weights are average weights for *Webmaster*® 1600 slings.

** Approximate weight for the minimum standard length as shown.

WEB SLING WEIGHTS*



ATTACHED EYE WIDE-LIFT		
Part Number	10-ft. Sling Weight (lbs.)	Additional Foot Weight (lbs.)
WLA1806	3.80	0.36
WLA1808	4.80	0.48
WLA1810	5.60	0.60
WLA1812	6.20	0.72
WLA1816	9.50	1.10
WLA1820	12.00	1.30
WLA1824	14.00	1.60
WLA2806	4.20	0.36
WLA2808	5.40	0.48
WLA2812	7.40	0.72
WLA2816	12.00	1.10
WLA2820	15.00	1.30
WLA2824	16.00	1.60
WLA2830	17.00	2.00
WLA2836	17.00	2.40
WLA2848	20.00	3.20

CONTINUOUS EYE WIDE-LIFT		
Part Number	10-ft. Sling Weight (lbs.)	Additional Foot Weight (lbs.)
WL1806	5.80	0.54
WL1808	7.10	0.66
WL1810	8.40	0.78
WL1812	9.70	0.90
WL1816	12.00	1.10
WL1820	15.00	1.40
WL1824	17.00	1.60
WL1830	23.00	2.20
WL1836	27.00	2.50
WL2806	9.40	0.90
WL2808	12.00	1.10
WL2812	17.00	1.60
WL2816	22.00	2.10
WL2820	27.00	2.60
WL2824	31.00	3.00
WL2830	41.00	4.00
WL2836	48.00	4.60

* Weights will vary. Published weights are average weights using *Webmaster*® 1600 webbing.

- General Information
- Web Slings
- Round Slings
- Sling Protection
- Wire Rope
- Chain Slings
- Rigging Hardware
- Mesh Slings
- Load Huggers
- Tow Products
- Lift-All Hoists
- Hoist Rings
- Plate Clamps
- Lifting Devices

INSPECTION CRITERIA FOR WEB SLINGS



The following photos illustrate some of the common damage that occurs to web slings, indicating that the sling should be taken out of service. For inspection frequency requirements, see the General Information section of this catalog and the safety bulletin provided with each sling.

- General Information
- Web Slings
- Round Slings
- Sling Protection
- Wire Rope
- Chain Slings
- Rigging Hardware
- Mesh Slings
- Load Huggers
- Tow Products
- Lift-All Hoists
- Hoist Rings
- Plate Clamps
- Lifting Devices

SURFACE AND EDGE CUTS

WHAT TO LOOK FOR: Broken fibers of equal length indicate that the sling has been cut by an edge. **Red core warning yarns may or may not be visible and are not required to show before removing slings from service.** It is important to realize that all of the fibers in web slings contribute to the strength of that sling.


TO PREVENT: Always protect synthetic slings from being cut by corners and edges by using cut protection. See the Sling Protection section in this catalog.



HOLES, SNAGS & PULLS

WHAT TO LOOK FOR: Punctures or areas where fibers stand out from the rest of the sling surface.

TO PREVENT: Avoid sling contact with protrusions, both during lifts and while transporting or storing. See the Sling Protection section in this catalog.



ABRASIVE WEAR

WHAT TO LOOK FOR: Areas of the sling that look and feel **fuzzy** indicate that the fibers have been broken due to contact and movement against a rough surface. Affected areas are usually stained.

TO PREVENT: Never drag slings along the ground. Never pull slings from under loads that are resting on the sling. Use wear pads between slings and rough surface loads. See the Sling Protection section in this catalog.




INSPECTION CRITERIA FOR WEB SLINGS

- General Information
- Web Slings
- Round Slings
- Slings Protection
- Wire Rope
- Chain Slings
- Rigging Hardware
- Mesh Slings
- Load Huggers
- Tow Products
- Lift-All Hoists
- Hoist Rings
- Plate Clamps
- Lifting Devices

HEAT / CHEMICAL

WHAT TO LOOK FOR: Melted or charred fibers anywhere along the sling. Heat and chemical damage can look similar and they both have the effect of damaging sling fibers and compromising the sling's strength. Look for discoloration and/or fibers that have been fused together and often feel hard or crunchy.


TO PREVENT: Never use nylon or polyester slings where they can be exposed to temperatures in excess of 200°F. Never use nylon or polyester slings in or around chemicals without confirming that the sling material is compatible with the chemicals being used.



BROKEN / WORN STITCHING

WHAT TO LOOK FOR: Loose or broken threads in the main stitch patterns. The stitch patterns in web slings have been engineered to produce the most strength out of the webbing. If the stitching is not fully intact, the strength of the sling may be affected.


TO PREVENT: Never pull slings from beneath loads where stitch patterns can get hung up or snagged. Never overload the slings or allow the load edge to directly contact the stitch pattern while lifting. Never place a sling eye over a hook or other attachment whose width/diameter exceeds 1/3 of the eye length.



KNOTS

WHAT TO LOOK FOR: Knots are rather obvious problems as shown below. Knots compromise the strength of slings by not allowing all fibers to contribute to the lift as designed. Knots may reduce sling strength by up to 50%.


TO PREVENT: Never tie knots in slings and never use slings that are knotted.



ILLEGIBLE OR MISSING TAGS

WHAT TO LOOK FOR: If you cannot find or read all of the information on a sling tag, OSHA requires that the sling shall be taken out of service.

TO PREVENT: Never set loads down on top of slings or pull sling from beneath loads if there is any resistance. Load edges should never contact sling tags during the lift. Avoid paint or chemical contact with tags.



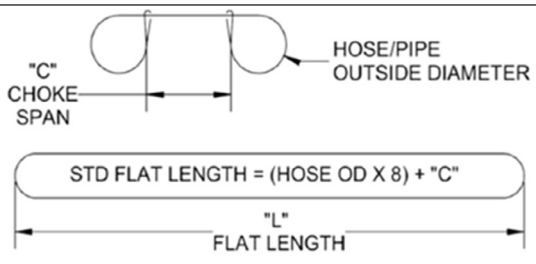
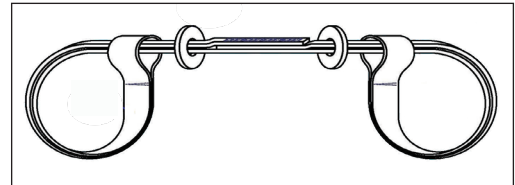
Red Core Yarns are an **additional** aid to warn of dangerous sling damage. All standard *Lift-All* Web Slings have this warning feature. The red core yarns become exposed when the sling surface is cut or worn through the woven face yarns. When red yarns are visible, the sling should be removed from service immediately. For other inspection criteria see OSHA/Manufacturer regulations in the General Information section of this catalog and the safety bulletin provided with each sling.

HOSE HALTERS™

Help protect your workers from injury and your equipment from damage

When pipe or hose couplings fail under pressure, *Lift-All Hose Halters* minimize thrashing to reduce equipment damage and personal injury. Suitable for use on pneumatic, water, and hydraulic pipes and hoses, these easy to install straps are made from strong, flexible nylon webbing. Slide the rubber grommets to keep choked eyes snug on the hose. The standard lengths will accommodate pipes and hoses with inside diameters of 1/4" up to 6". Meets both OSHA and Canada OHS requirements for restraining devices on pipe and hose connections.

Available in Four Different Strengths



Hose Halter Selection and Use

When securing hoses and pipe connections, do not exceed the specified pressure ratings.

The length of *Hose Halters* are ordered as a flat length based on a value equal to 8 times the hose outside diameter (OD), plus the desired span or gap between the choke points and rounded up to standard sizes shown below.



**OSHA
1926.603(a)(10)
states:**

"Safety chains, or equivalent means, shall be provided for each hose connection to prevent the line from thrashing around in case the coupling becomes disconnected"

Recommended for Use on the Following Pipe and Hose Inside Diameters

Part Number	Length (in.)	Color	1/4"	1/2"	3/4"	1"	2"	3"	4"	6"
			Hose Maximum Internal Pressure (PSI) at above hose I.D.							
HH122*	22"	ORANGE								
HH130	30"									
HH140	40"		26,000	6,500	2,900	1,650	400	175	100	50
HH144	44"									
HH164	64"									
HH230*	30"									
HH244	44"	YELLOW	52,000	13,000	5,800	3,300	750	350	200	90
HH264	64"									
HH274	74"									
HH330*	30"									
HH344	44"	n/a	29,000	13,000	7,300	1,800	820	460	200	
HH364	64"									
HH430*	30"	YELLOW	n/a	37,000	16,000	9,400	2,300	1,040	580	260
HH444	44"									
HH464	64"									


*Minimum Length

ROUNDONE™

The Heavy Duty Solution for Coupling Safety

Help protect your workers from injury and your equipment from damage when pipe or hose couplings fail under pressure.

RoundOne pipe and *Hose Halters*™ offer protection for a wide range of pipe and hose sizes and pressures. Suitable for use on pneumatic, water, and hydraulic pipes and hoses. Available sizes cover inside diameters from 1/2" through 8", with pipe/hose pressures up to 85,100 psi. Complies with OSHA, Canada OHS and Work Safe BC requirements for restraining devices on pipe and hose connections.



What size do you need?

1. In the chart below, find the row for your **pipe/hose inside diameter (ID)**.
2. Read across that row until you come to a **maximum hose pressure** that exceeds the maximum pressure that will go through your pipe/hose.
3. The appropriate halter part number for that assembly is at the top of that column.

PART NO	HHS3	HHS6	HHS9	HHS12	HHS15	HHS18	HHS24	HHS28	HHS36
Minimum Length	20"	20"	24"	36"	36"	36"	36"	36"	44"
Pipe/Hose ID	MAXIMUM PIPE / HOSE PRESSURE (PSI)								
0.50"	23,500	47,900	76,000	-	-	-	-	-	-
0.75"	10,400	21,300	33,700	42,600	53,100	67,400	85,100	-	-
1"	5,800	11,900	19,000	23,900	29,800	37,900	47,800	57,400	70,100
1.5"	2,600	5,300	8,400	10,600	13,200	16,800	21,200	25,500	31,100
2"	1,470	2,900	4,700	5,900	7,400	9,400	11,900	14,300	17,500
3"	650	1,300	2,100	2,660	3,300	4,200	5,300	6,300	7,700
4"	360	740	1,180	1,490	1,860	2,370	2,900	3,500	4,300
5"	230	470	760	950	1,190	1,510	1,910	2,200	2,800
6"	160	330	520	660	820	1,050	1,320	1,500	1,940
8"	90	180	290	370	460	590	740	800	1,090
Length Adder	.3	.6	0.9	1.2	1.5	1.8	2.4	2.8	3.6

What Length Do You Need - Order Halters by the Flat Length

1. Order Halters by the flat length. To determine the minimum length, add the hose diameter (OD) to the length adder (per chart), then multiply by 7 and add the minimum desired length between the choke points (C).
2. Round up to the next even 6" increment (42", 48", 54", 60", etc.).
3. Example: Your 1" ID hose carries 30,000 psi. Using the chart above, the first *Hose Halter* to exceed that rating is an HHS18. The OD of your hose is 1.5", and you want 16" between choke points. The calculation is follows:
 $(1.5 + 1.8) \times 7 + 16 = 39.1"$ (rounded up to 42"). The complete part number is **HHS18X42IN**.

$$\text{Minimum Length} = (\text{Hose OD} + \text{Length Adder}) \times 7 + C$$



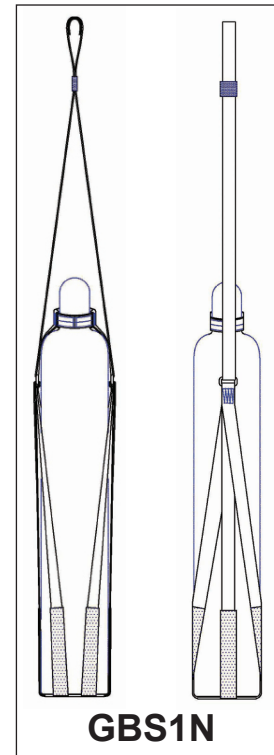
GAS BOTTLE WEB CRADLES

These specialty web cradles allow easy and secure lifting of your gas bottle cylinders into position. Two standard versions are available. **GBS1N** automatically adjusts to accommodate 9" Dia. X 50" H to 13" Dia. X 39" H bottles. **GBS2N** is designed for the convenient tandem lifting of one oxygen and one acetylene bottle as used in most welding operations. Each assembly is rated to lift 1,000-lbs.

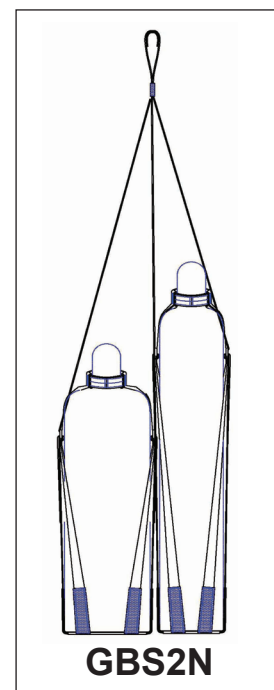
- General Information
- Web Slings
- Round Slings
- Sling Protection
- Wire Rope
- Chain Slings
- Rigging Hardware
- Mesh Slings
- Load Huggers
- Tow Products
- Lift-All Hoists
- Hoist Rings
- Plate Clamps
- Lifting Devices



- Leather reinforced eyes for extended life.
- Top assembly collar fits around standard valve caps to secure top of cylinder.
- Square rings connect bottom and top assemblies and allow for automatic adjustment.
- Six legs on bottom assembly surround and secure base of cylinder.
- Abrasion resistant webbing lines both sides of legs at bottom for longer life.
- 2-ply leather base provides additional protection from abrasion and cutting.



The **GBS2N** has the same construction features as the **GBS1N**, but is designed specifically to lift one each of the standard size oxygen and acetylene bottles commonly used in welding operations.



DRUM HANDLING SLINGS

Lift-All drum handling slings provide an easy, inexpensive way to handle steel drums. Available in two styles to suit your needs for handling drums in the vertical or horizontal position.

Vertical Drum Handling Slings			
Part Number	Web Width (in.)	Drum Diameter (in.)	Sling Capacity (lbs.)
STANDARD HEAVY DUTY			
DSV602DX24IN	2	24	850
DSV602DX30IN	2	30	850
DSV602DX36IN	2	36	850
LIGHT DUTY			
DSV601DX24IN	1	24	300

Standard 55-gallon drum is 24" diameter. Other sizes available.

- Easily lift standing drums for transport.
- Tilt suspended drums to pour from open top or spigot.
- For use with ribbed steel drums, the ratcheting belly band tightens securely below the first rib.
- A wear pad is sewn on the inside of the lifting strap to prevent damage.
- Ratchet tightens and locks securely.
- The free end of ratchet strap is sewn to stay properly threaded.
- Vertical legs are sewn to an adjustable belly band to maintain proper position.



Horizontal Drum Handling Slings

Ideal for the quick and easy lifting of steel drums in the horizontal position.

Part number **DSH601D** uses 1" polyester sling webbing and is rated for 1,500 lbs.

- Strong 1" polyester webbing pulls drum hooks securely into rims at both ends of the drum during the lift.
- One sling fits multiple-size drums.
- Easy to hook up and disconnect.
- Uses a 1/2" diameter oblong link at the top for easy connection to hook.

Note: If used in a chemical environment, contact *Lift-All* for sling material options.

BUCKET, COOLER & TRASH BARREL SLINGS

Improve productivity and help protect your workers from injury with these slings.

General Information
Web Slings
Round Slings
Sling Protection
Wire Rope
Chain Slings
Rigging Hardware
Mesh Slings
Load Huggers
Tow Products
Lift-All Hoists
Hoist Rings
Plate Clamps
Lifting Devices

Bucket Sling



Lift-All Bucket Slings are designed to lift 5-gallon buckets filled with up to 200 pounds of material.

- Made from 1" wide yellow polyester sling webbing. **Rated capacity: 200-lbs.**
- Designed for buckets with an 11" diameter base.
- Two belly bands keep bucket secure.
- Overall sling height is 28".

Part No. BS5
Weight: 0.8 lbs.

Custom sizes available.

Cooler Sling



Lift-All Cooler Slings will adjust to lift 3, 5, or 10-gallon water coolers safely and securely to elevated workstations. Connect two or three together to save crane time.

- Made from 2" wide yellow polyester sling webbing. **Rated capacity: 500-lbs.**
- Three lifting legs hold both cooler and lid securely.
- Buckles on the two belly bands allow for easy rigging, a snug fit and quick connection.
- Extra loop on bottom of sling allows for easy attachment of additional hook top cooler slings.
- Overall sling height is 44".

Hook Top **Part No. CSH10:** 4.3 lbs.
Eye Top **Part No. CSE10:** 3.3 lbs.
Custom sizes available.

Trash Barrel Sling



Lift-All Trash Barrel Slings are designed to lift 32-gallon plastic trash barrels. Use your overhead crane to make easy work of moving these heavy barrels.

- Made from 2" wide yellow polyester sling webbing. **Rated capacity: 1,000-lbs.**
- Tapered and wrapped eyes allow for easy connection.
- Overall sling height is 51".
- Individual sling legs allow securing trash barrel to sling through both handles.

Part No. TBS32
Weight: 3 lbs.

Custom sizes available.

FORK SLEEVES

Lift-All fork sleeves protect your loads from damage caused by the sharp edges of forklift forks. These sleeves are made from heavy-duty *Webmaster*® 1600 polyester webbing, easy to install, and long-lasting.




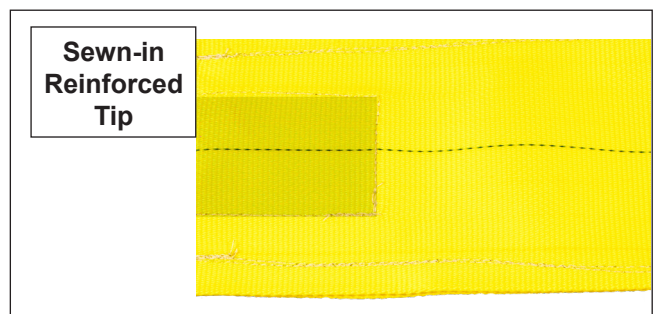
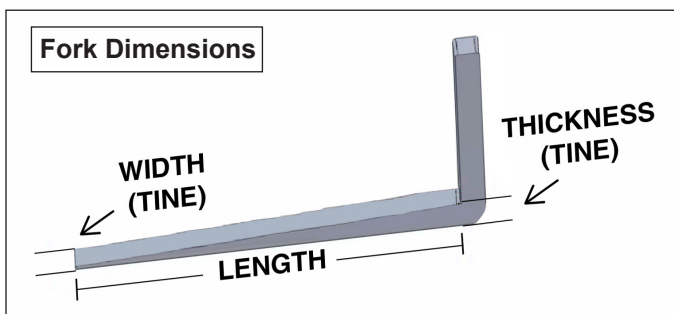
Features and Benefits

- Soft *Webmaster* 1600 polyester sling webbing cushions load to avoid damage.
- 12" long rear flap protects the load from vertical member of fork to avoid damage.
- Retaining straps keep sleeve on forks, saving time.
- Quick and easy to install.
- Sewn-in reinforced tip available to prolong life of sleeve, saving you money.

Standard Sleeve - Fork Dimensions			
Part Number*	Fork Width	Fork Length	Fork Thickness
FKSL4A	3" and 4"	48"	1.5"
FKSL5B	5"	54"	1.5" up to 2"
FKSL6D	6"	84"	1.5" up to 4"
FKSL8B	8"	84"	1.5" up to 2"

Reinforced Tip Sleeve - Fork Dimensions			
Part Number*	Fork Width	Fork Length	Fork Thickness
FKSLT4A	3" and 4"	48"	1.5"
FKSLT5B	5"	54"	1.5" up to 2"
FKSLT6D	6"	84"	1.5" up to 4"
FKSLT8B	8"	84"	1.5" up to 2"

*Part Numbers are one each - Not a pair.



General Information

Web Slings

Round Slings

Sling Protection

Wire Rope

Chain Slings

Rigging Hardware

Mesh Slings

Load Huggers

Tow Products

Lift-All Hoists

Hoist Rings

Plate Clamps

Lifting Devices



GRIPHOOK™

Lift-All's patent pending *GripHook* design converts your forklift into a below the fork lifting device in a matter of seconds. These should be obtained for every forklift to avoid the unsafe/disallowed practice of hanging loose slings over forks. The *GripHook* replaces older style, heavy metal attachments.

The self-gripping design allows the *GripHook* to tighten around the fork when a load is applied. The easy to attach *GripHook* does not require any tools to install.

This economical solution is made from high quality synthetic materials saving you money, without compromising lift capacity.



Patent Pending



Shown With Optional Lanyard
Part Number: 60111



Features And Benefits

- The *GripHook* is a lightweight alternative to metal attachments.
- Quick to install, remove and store.
- Self-gripping to the fork so there is no need to tighten attachment to the fork, saving you time.
- Turns your forklift into a hoist in a matter of seconds.
- Allows forklift to lift from the bottom of the forks.
- Quick and easy load control.
- The *GripHook* is designed with patented built-in cut protection technology.
- Sewn in the United States.
- 1-Ton and 2-Ton options available.
- A lightweight device with a multitude of uses.
- Order with optional lanyard - **Part Number: 60111**

Part Number	Capacity	Description
GH4S-1	1-TON	<i>GripHook</i> w/Swivel Hook for 4" Fork
GH5S-1	1-TON	<i>GripHook</i> w/Swivel Hook for 5" Fork
GH6S-1	1-TON	<i>GripHook</i> w/Swivel Hook for 6" Fork
GH5S-2	2-TON	<i>GripHook</i> w/Swivel Hook for 5" Fork
GH6S-2	2-TON	<i>GripHook</i> w/Swivel Hook for 6" Fork
GH8S-2	2-TON	<i>GripHook</i> w/Swivel Hook for 8" Fork

Special Web Product



GLASS HANDLING SLING

Features And Benefits

- Made in various sizes to fit your specific glass lifting application.
- Select from a variety of materials to protect glass from marring and protect the sling from sharp edges.
- Sold in pairs.



PRIMARY WEB SLING

W. Sling Width (in.): 2 3 4

L. Sling Length (in.): _____

Plies: 1 2

Material: Natural Polyester* Webmaster® 1600 Tuff-Edge® III

DESIGN OPTIONS

Cross Pieces

Qty: 2 3

Dimensions: A: _____ B: _____ C: _____ D: _____ E: _____ F: _____

Eye

Yoke: Inverted Bridge* Collar No Yoke

Eye Size (G): _____ in.

Wear Padding

Material: PVC* Nylon Leather Cordura

1. Inside Primary: Length _____ in.
2. Inside Cross Piece: Length _____ in.
3. Bottom Inside: Length _____ in.
4. Bottom Outside: Length _____ in.
5. Eye Lining: Length _____ in.

Placement: Top Bottom Both

* Recommended Selection (As Shown)

Note: Cross piece widths are the same material and width as the main sling. Contact Lift-All Customer Service Agents to finalize order.


Vertical Endless Capacity		
Ply	Width (in.)	Rated Capacity (lbs.)
One Ply	2	6,400
	3	8,800
Two Ply	4	11,500
	2	12,400
Two Ply	3	16,300
	4	20,700

HYDRANT SLING

This synthetic sling is used to grasp fire hydrants in a safe and secure manner. The self-choking feature offers additional security and safety. It fits over any size discharge outlet or side valve system and is designed to lift under the valve body, not the valve stem.

Features And Benefits

- Perfect for safe handling of fire hydrants.
- Lightweight and available in two lengths; 4'-6" and 7'-6".
- Will not rust and protects the hydrant finish while lifting.
- Easy to store.
- 4,000-lb capacity.
- Part Number's **HEN60** and **HEN6076**.

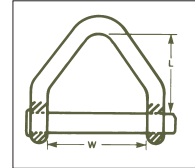


LIFT-ALL HULL SAVER™ BOAT SLINGS

Polyester** web slings designed especially for use with travel lifts to lower and retrieve large boats.

Features and Benefits

- 2-ply *Hull Savers* are the standard for improved durability and UV resistance.
- *Tuff-Tag*™ provides required OSHA information for the life of the sling in a marine environment.
- *Lift-All* trained professionals are available for recommended seasonal inspection.
- Optional keel pad lead weights accelerate sinking to required lift depth.
- Quick disconnects are available to improve productivity.
- Extra eye offers versatility.
- Low-stretch polyester webbing helps to avoid scuff damage to hulls**.
- Optional chine & keel pads protect boat and increase sling life.
- Edge guard wear resistant material available to protect sling from abrasion.



Ply	Hull Saver Part Number	Width (in.)	1Rated Capacity* (lbs.)	Optional Pull Pin Shackles			
				Shackle Part Number	W (in.)	L (in.)	Weight (lbs.)
Two Ply	HS2804	4	23,000	4WSH	4	3.75	3.2
	HS2806	6	32,600	6WSH	6	4.75	6.8
	HS2808	8	38,400	6WSHHD			9.8
	HS2810	10	44,800	6WSHHD			
	HS2812	12	48,000/53,800 ²	6WSHHD ²			

¹ Rated capacity is the rating of one sling in a vertical basket hitch.

² De-rate sling to 48,000 when used with 6" HD Shackle (6WSHHD).

** Nylon webbing is available, but will stretch about 50% more than polyester and should not be used near acids. Polyester should not be used near caustics.

Note: *Lift-All* will manufacture boat slings to fill your particular needs for width, length and capacity.

Safe Operating Practices


- Inspect slings prior to each use and do not use if damaged.
- Never allow people aboard the boat while it is suspended by slings.
- Never work under or near a boat suspended by slings.
- Boats must be properly blocked and stabilized before removing slings.
- *Hull Saver* boat slings are capacity rated for vertical basket lifts. Do not exceed rated capacities.
- When lifting with extra eyes, direction of pull must always be away from center point of the original sling length.

Environmental Considerations

- Nylon and polyester degrade at temperatures above 200°F.
- Prolonged exposure to ultraviolet light adversely affects nylon and polyester. Slings become bleached and stiff when exposed to sunlight or arc welding.
- Many acids, alkali and chemicals have an adverse effect on nylon and polyester. See Chemical Environment Data chart in Web section of this catalog.

Remove from service if any of the following is visible:

- Sling is bleached or stiff due to sunlight exposure.
- Capacity tag is missing or illegible.
- Red core warning yarns are visible.
- Sling shows signs of melting, charring or chemical damage.
- End fittings are excessively pitted, corroded, distorted, cracked or broken.
- Cuts on the face or edge of webbing.
- Holes, tears, snags or crushed web.
- Signs of excessive abrasive wear.
- Broken or worn threads in the stitch patterns.
- Any other visible damage.

*  **WARNING** Do not exceed rated capacities. Sling capacity decreases as the angle from horizontal decreases. Slings should not be used at angles of less than 30°. Refer to Effect of Angle chart in General Information section. **Always protect synthetic slings from being cut by corners and edges. See the Sling Protection section in this catalog.**

General Information
Web Slings
Round Slings
Sling Protection
Wire Rope
Chain Slings
Rigging Hardware
Mesh Slings
Load Huggers
Tow Products
Lift-All Hoists
Hoist Rings
Plate Clamps
Lifting Devices

LIFT-ALL HULL SAVER™ BOAT SLINGS

STANDARD BOAT SLING MEASUREMENTS

1. Sling Width (in.) _____
2. Sling Length (ft.) _____
3. 2-Ply _____ Standard
4. Width of eyes (in.) _____

SLING MATERIAL

Low stretch polyester webbing is standard which helps to reduce chine marring. Nylon webbing is available, but will stretch about 50% more than polyester. Should not be used near acids.

- POLYESTER Natural or Treated* (circle one) *Polymer treatment extends sling life.
- NYLON Natural or Treated* (circle one)

ACCESSORIES

A. Extra Eyes for shortening sling to lift smaller craft (Measurement #5)

- Extra Eye #1: Position _____ ft. from point X or Y
- Extra Eye #2: Position _____ ft. from point X or Y
- Extra Eye #3: Position _____ ft. from point X or Y

B. Quick Disconnect With Flaps (Measurement #6):

Saves time needed to lower the lift for removing slings from the hooks. Available for 6" or wider only. Protective flap to cover pin is standard.

Position _____ ft. from point X or Y

C. Pin for Quick Disconnect: This reusable pin is necessary for quick disconnect operation. Pin is galvanized for corrosion resistance; GAC wire with retaining clip holds pin in place.

D. Keel Pad: Helps protect the sling from abrasion and cutting. Sliding sleeve style allows sling to adjust to center point without scraping along keel. Pad uses the same webbing as the sling. Standard length is 48".

- Sliding Style: Length _____ ft.
- Sewn-on Style: Length _____ ft. Starting _____ ft. from X or Y

E. Keel Pad Weights: Lead weights allow for speedy submersion of sling.

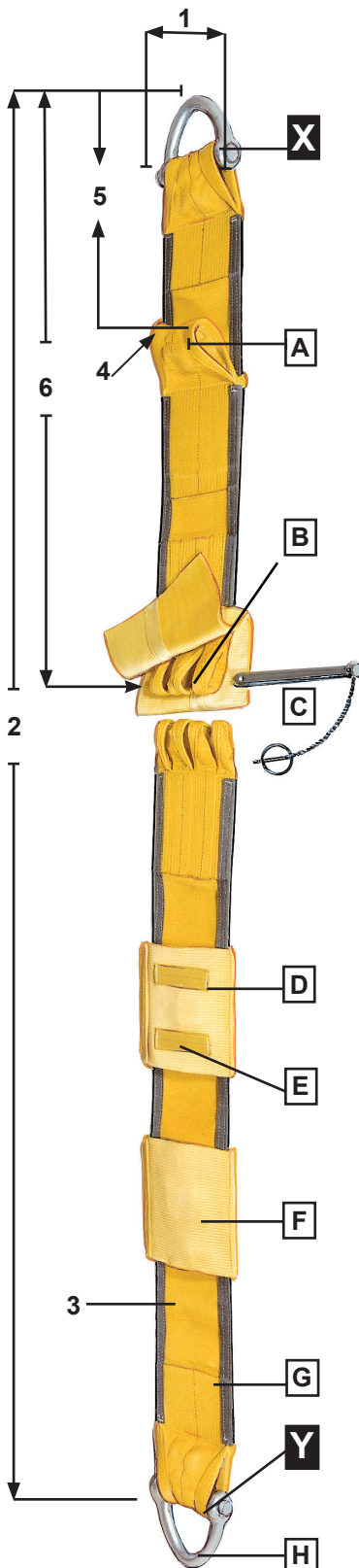
F. Chine Pads: Help to protect boat chines, rub rails, and the sling from abrasion damage. Sliding pad can be positioned to accommodate any size and style of boat. May be sewn to sling per your specification. Pad uses the same webbing as the sling. Standard length is 48".

- Sliding Style: Quantity _____ Length _____ ft.
- Sewn-on Style: Quantity _____ Length _____ ft.
Starting _____ ft. from X / Y

G. Edge Guard: Special wear resistant webbing applied to sling edges to help protect the sling from abrasion.

H. Pull Pin Shackles: Promotes sling life by protecting eyes of sling. Easier attachment of sling to lifting hook. Galvanized steel for corrosion resistance; reusable.

Quantity _____



STONE HANDLING SLINGS

Special abrasion resistant 4-inch wide nylon webbing for handling stone, concrete and building panels.

Lift-All stone handling slings feature a soft abrasion-resistant wear pad woven onto the load side of the webbing, providing outstanding protection for both the sling and the polished stone surfaces.

Note: Eye/Eye style slings with flat eyes only. Untapered and 12" eye length.

Features and Benefits

Promotes Safety

- Red core yarn warning system aids in the inspection process.
- *Tuff-Tag*™ provides serial numbered identification for traceability.
- Proven reliability.

Saves Money

- Heavy, soft yarns on load side to help protect the sling from abrasion.
- White pile yarns prevent color transfer to load.
- 2-ply version results in an abrasion resistant face on both sides.
- *Tuff-Tag* provides required OSHA information for the life of the sling.

Saves Time

- 2-ply version with abrasion resistance on both sides.
- Does not require orientation by the rigger.

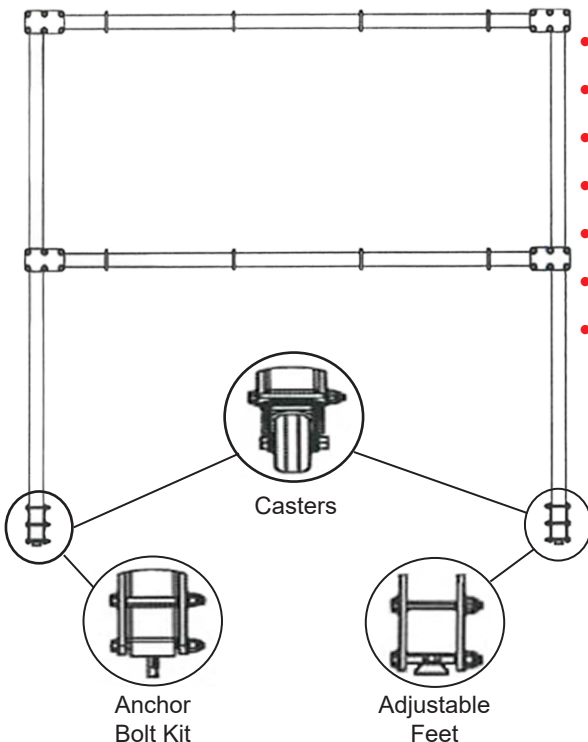
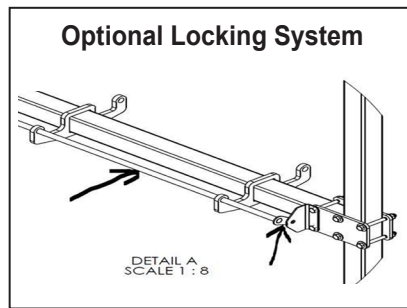
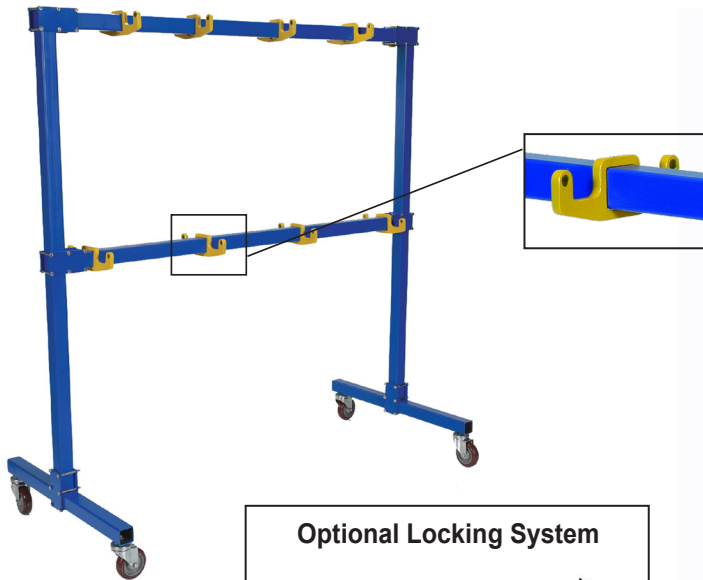


Ply	Part Number	Rated Capacity* (lbs.)		
		Vertical	Choker	V. Basket
One Ply	UU1SH4N	5,400	4,000	10,800
	EE1SH4N	5,400	4,000	10,800
	EN1SH4N	10,800	8,600	21,600
Two Ply	UU2SH4N	9,400	7,000	18,800
	EE2SH4N	9,400	7,000	18,800
	EN2SH4N	10,800	8,600	21,600

* **WARNING** Do not exceed rated capacities. Sling tension increases as the angle from horizontal decreases. Slings should not be used at angles of less than 30°. Refer to the Effect of Angle chart in the General Information section of this catalog. **Always protect synthetic slings from being cut by corners and edges. See the Sling Protection section in this catalog.**

GANTRY SLING RACK

A great addition to any manufacturing or industrial facility.



- Strong steel construction.
- Blue powder-coated toughness.
- Adjustable double hooks - max capacity 150-lbs.
- Eight double hooks are standard.
- Comes with adj. feet, casters, and anchor bolt kit.
- Capacity using adj. feet and anchor bolt kit: 2,000-lbs.
- Capacity using casters: 1,200-lbs.
- Optional: extra hooks and hook lock.

Part Number	Description	Weight
SLR-UM-6	Universal Sling Rack	164-lbs.
SLR-LS	Locking System	24-lbs.
SLR-HK	Additional Hooks (ea.)	7.94-lbs.

General Information
Web Slings
Round Slings
Sling Protection
Wire Rope
Chain Slings
Rigging Hardware
Mesh Slings
Load Huggers
Tow Products
Lift-All Hoists
Hoist Rings
Plate Clamps
Lifting Devices

RFID TAGGING

Lift-All offers a high-frequency passive RFID tagging service for new slings.


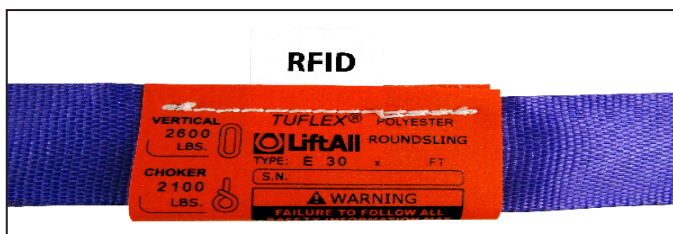
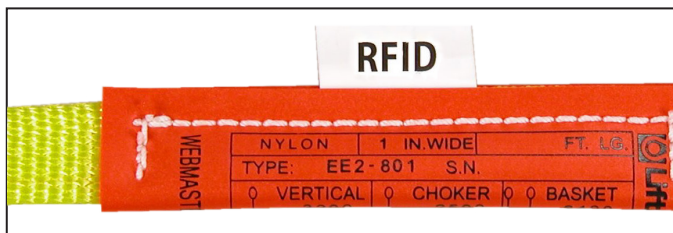
RFID chips allow end users with RFID readers to electronically track a sling's history to assist with the maintenance, inspection, traceability, and compliance of their slings.

Synthetic slings will have a 5/8" diameter (plastic-coated) high-frequency chip inserted underneath the standard *Tuff-Tag*™. The sling will be labeled as containing an RFID chip.

- General Information
- Web Slings
- Round Slings
- Sling Protection
- Wire Rope
- Chain Slings
- Rigging Hardware
- Mesh Slings
- Load Huggers
- Tow Products
- Lift-All Hoists
- Hoist Rings
- Plate Clamps
- Lifting Devices



Plastic Coated RFID Chip
Part # RFIDW



Wire rope and chain slings are offered with a high-frequency RFID chip, permanently set into a machined teardrop shaped piece of steel, and attached to the sling with a wire cable.

Wire rope sling placement is between the *Tuff-Tag* and the swaged sleeve. Chain sling attachment is beside the ID tag on the connector link.



Tag Information

RF Protocol:	ISO15693 / ISO10443
Operating Frequency:	HF - 13.56 MHz
IC Type:	SLI Icode 1024 Bit
Memory Config.:	64 UID Bits (16 digits)
Functionality:	Read and Write
Security:	64 Bit Kill Access Password
Read Range:	Less than 1.0"
Quality Guarantee:	100%
IP Classification:	68